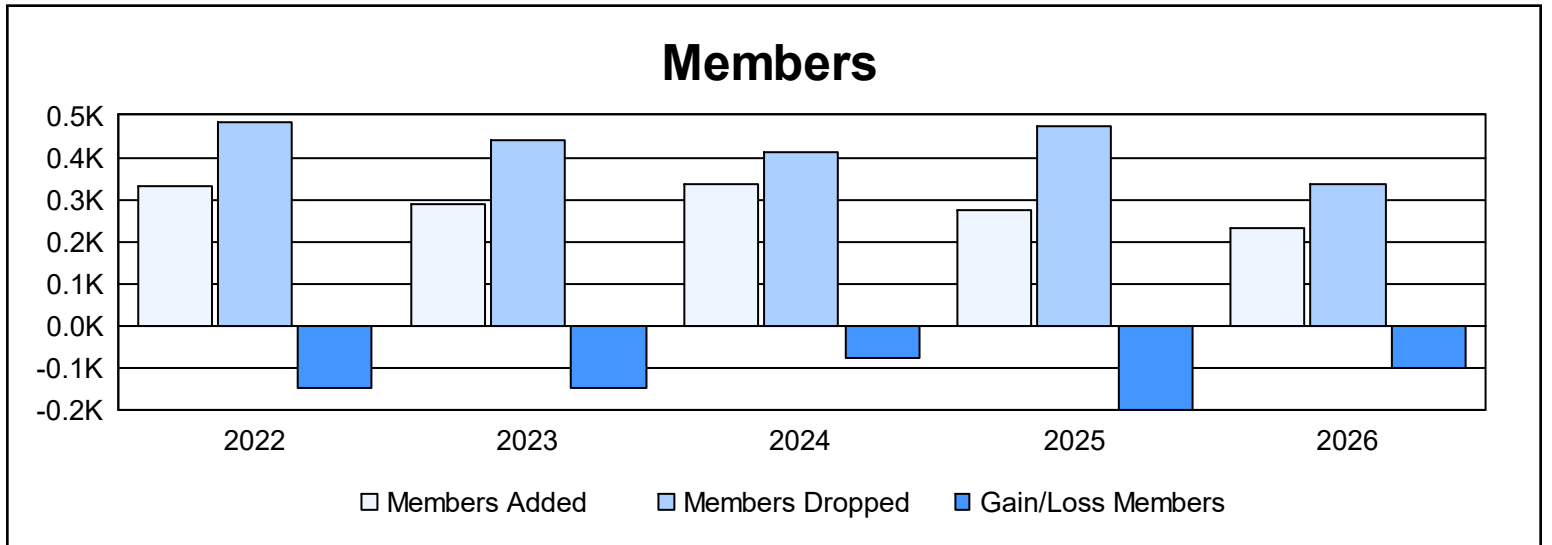
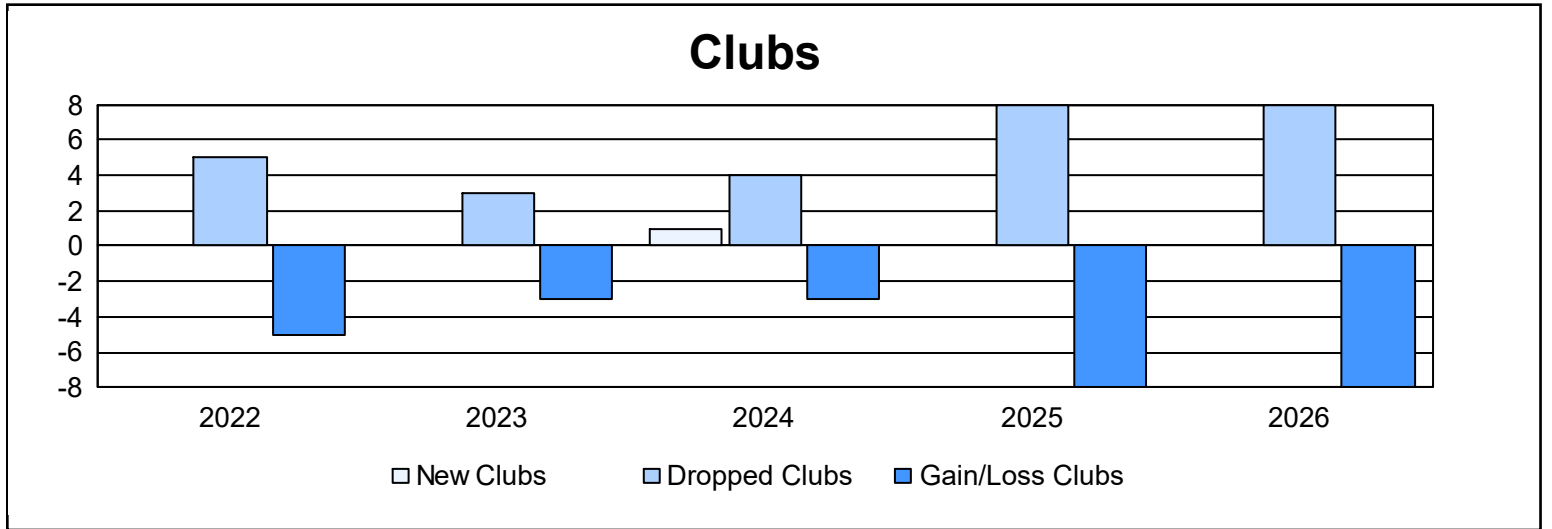


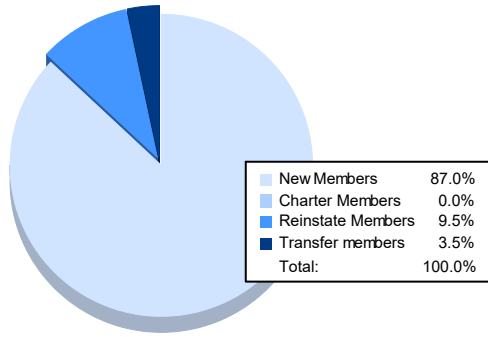
Multiple District 3

As of May 2026 Cumulative

Year	New Clubs	Dropped Clubs	Gain/ Loss Clubs	New Members	Charter Members	Reinstate Members	Transfer Members	Total Member Added	Total Members Dropped	Gain/ Loss Members
2021-2022	0	5	-5	281	0	39	12	332	481	-149
2022-2023	0	3	-3	252	0	21	17	290	440	-150
2023-2024	1	4	-3	247	47	26	15	335	413	-78
2024-2025	0	8	-8	238	0	16	22	276	475	-199
2025-2026	0	8	-8	201	0	22	8	231	334	-103
Average	0	6	-5	244	9	25	15	293	429	-136



Membership Composition May 2026 Cumulative



Gender Composition May 2026 Cumulative

